



















If you would like to share news or information with our readers, please send the unique stories, business

news organization events, and school news to us including your name and phone number in case more information is needed.

For news and information consideration, please send to News@scdaily.com or contact  
**John Robbins 281-965-6390**  
**Jun Gai 281-498-4310**

**Publisher:** Wea H. Lee  
**President:** Catherine Lee  
**Editor:** John Robbins

**Address:** 11122 Bellaire Blvd., Houston, TX 77072  
**E-mail:** News@scdaily.com



Inside C2

# Southern DAILY

Make Today Different

Southern Daily News is published by Southern News Group Daily

Sunday, July 11 2021|

## U.S., Colombia sending officials to Haiti after assassination arrests

BOGOTA/PORT-AU-PRINCE, July 9 (Reuters) - The United States and Colombia said on Friday they will send law enforcement and intelligence officials to help Haiti following the assassination of President Jovenel Moise and arrests of their nationals by Haitian authorities.

The United States will send federal law enforcement officers to Haiti as soon as possible, the White House said on Friday, adding that strengthening Haitian capacity for law enforcement remains a key U.S. priority.

Officers from the Federal Bureau of Investigation and Department of Homeland Security will be involved, White House press secretary Jen Psaki said in a briefing.

“Our assistance is to help the people of Haiti and to help them get through a very challenging time,” Psaki said.

The head of Colombia’s national intelligence directorate and the intelligence director for the national police will also travel to Haiti with Interpol to help with investigations, Colombian President Ivan Duque said on Friday.

“We offer all possible help to find out the truth about the material and intellectual perpetrators of the assassination,” Duque wrote on Twitter, saying he had just spoken on the phone with Haitian interim Prime Minister Claude Joseph.

Colombian security sources told Reuters on Friday that several Colombians believed to be part of the commando unit that assassinated Moise in his home in the early hours of Wednesday had spent more than a month in Haiti before the killing, after entering via the neighboring Dominican Republic.

The assassination of Moise, a 53-year-old former businessman, drew international outcry and pitched Haiti deeper into a political crisis which is feared could worsen growing hunger, gang violence and a COVID-19 outbreak.

Police in Haiti said the assassination was carried out by a squad of 26 Colombian and 2 Haitian-American mercenaries. The two Haitian Americans were identified as James Solages, 35, and Joseph Vincent, 55, both from Florida.

Seventeen of the men were captured after a gun battle with Haitian authorities in Petionville, a hillside suburb of the capital Port-au-Prince, while three were killed and eight are still at large, according to Haitian police.

Authorities are still hunting for the masterminds behind the operation, they said.



Two U.S. law enforcement sources, speaking on condition of anonymity to discuss an active investigation, said that agencies were looking into U.S. connections to the killing, but declined to comment specifically on the two suspects.

Haitian officials have not given a motive for Moise’s killing or explained how the assassins got past his security detail. He had faced mass protests against his rule since taking office in 2017 - first over corruption allegations and his management of the economy, then over his increasing grip on power.

Moise himself had talked of dark forces at play behind the unrest: fellow politicians and corrupt oligarchs who felt his attempts to clean up government contracts and to reform Haitian politics were against their interests.

Investigations show that 17 Colombian suspects, two of whom were killed and the rest captured, retired from Colombia’s army between 2018 and 2020, armed forces commander General Luis Fernando Navarro told journalists on Friday.

Colombia is seeking more information from Haiti on all the suspects, said Jorge Luis Vargas, director of Colombia’s national police. He said the two dead men traveled to Haiti via Panama and the Dominican Republic, which shares the island of Hispaniola with Haiti.

### CONFUSION OVER POLITICAL CONTROL

In Haiti, the government declared a 15-day state of emergency on Wednesday to help authorities apprehend the killers but has since urged businesses to open up again.

Grocery stores, gas stations and commercial banks re-opened on Friday although the streets were still quiet, with just a few vendors plying their wares.

Moise’s killing sparked confusion about who is now the legitimate leader of the country of 11 million people, the poorest in the Americas.

“The assassination... has provoked a

political and institutional vacuum at the highest level of state,” said Haitian opposition politician Andre Michel. “There is no constitutional provision for this exceptional situation.”

The 1987 constitution stipulates the head of the Supreme Court should take over. But amendments that are not unanimously recognized in the country state that it should be the prime minister, or, in the last year of a president’s mandate - the case with Moise - that parliament should elect a president.

The head of the Supreme Court died last month due to COVID-19 amid a surge in infections in Haiti, which is one of the few countries in the world yet to start a vaccination campaign. There is no sitting parliament as legislative elections scheduled for late 2019 had been postponed amid political unrest. Just this week, Moise appointed a new prime minister, Ariel Henry, to take over from Joseph, although he had yet to be sworn in when the president was killed.



美南報業電視傳媒集團  
SOUTHERN NEWS GROUP

SOUTHERN CHINESE DAILY NEWS

報業 黃頁 電視  
印刷設計 國際貿易中心

# 美南新聞



WWW.SCDAILY.COM 281-498-4310  
11122 BELLAIRE BLVD., HOUSTON, TX 77072



# WEA LEE'S GLOBAL NOTES

## CORONAVIRUS DIARY

07/10/2021



**Wea H. Lee**  
Wealee@scdaily.com

Chairman of International District Houston Texas

**Publisher Southern Daily Wea H. Lee**

Southern News Group Chairman / CEO  
Chairman of International Trade & Culture Center  
Republic of Guiana Honorary consul at Houston Texas



## Haiti's Power Vacuum

There is no more Parliament, no president or courts in Haiti, the Caribbean nation, after their President Moise was assassinated. The small island country is now fearful of widespread political violence.

The interim Prime Minister Claude Joseph called on the people to stay calm as the police and army were controlling the situation.

Haiti, once a slave colony, won its independence from France after slaves

revolted and defeated French forces in 1803. But in the last two centuries, Haiti has struggled through cycles of dictatorships and coups and did little for their people.

When the 2010 earthquake hit the country, almost \$10



billion in assistance was sent to Haiti from around the world. But the money did not set the country on new paths. Instead, most of the funds went to corrupt officials.

Today the Haitian people are fed up with the government corruption and rising crime rate. These days Haiti remains the only country in the Western Hemisphere that has not received any coronavirus vaccine.

This is a very sad situation being the poorest country in the world.

Because the country is located in America's backyard, the United States of America is ready to help this poor country. But President Biden needs to do it in a smart way. Otherwise, we are going to dig into another foreign war again.



**Southern DAILY** Make Today Different

## Editor's Choice



A child looks for metal pieces while sitting behind cars burnt by locals after a firefight between police and the suspected assassins of President Jovenel Moise who was shot dead early Wednesday at his home, in Port-au-Prince, Haiti. REUTERS/Estailove St-Val



Asylum-seeking migrant families go through a fence to exit a private property while being escorted by the U.S. National Guard officers after crossing the Rio Grande river into the United States from Mexico in Roma, Texas. REUTERS/Go Nakamura



Cast member Matt Damon poses at the screening of the film "Stillwater" Out of competition at Cannes. REUTERS/Gonzalo Fuentes



Riders in action during stage 12 of the Tour de France. REUTERS/Benoit Tessier



Elena Lenina poses at the screening of "Tout s'est bien passé" (Everything Went Fine) in competition at Cannes. REUTERS/Johanna Geron



Actor Adam Driver attends the screening of "Annette" in Cannes. REUTERS/Gonzalo Fuentes



# Vaccine Boosters Could Be Necessary As Soon As September



Illustration: Sarah Grillo/Axios

Compiled And Edited By John T. Robbins, Southern Daily Editor

The first Americans to be vaccinated against the coronavirus could require a third “booster” shot as early as September, the CEOs of Pfizer and Moderna told Axios.

Driving the news: “The data that I see coming, they are supporting the notion that likely there will be a need for a booster somewhere between eight and 12 months,” Pfizer CEO Albert Bourla said yesterday during an Axios event.

That means some Americans could need a booster as soon as September or October, he added.

State of play: Only time will tell how long protection from the first two vaccine doses will last, but there’s no evidence yet that it’s fading. Even if protection does begin to fade — which is common among vaccines — it won’t happen overnight.

And as the virus continues to spread around the world, it’s possible that vaccine-resistant variants could eventually emerge. (The existing vaccines are highly effective against the variants currently circulating in the U.S.)



**What they’re saying:** “I think we will almost certainly require a booster sometime within a year or so after getting the primary [shot] because the durability of protection against coronaviruses is generally not lifelong,” NIAID director Anthony Fauci told Axios’ Mike Allen at the same event.

“I think as a country we should rather be two months too early, than two months too late with outbreaks in several places,” Moderna CEO Stéphane Bancel wrote in an email.

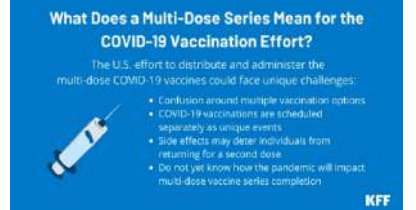
“People at highest risks (elderly, health-care workers) were vaccinated in December/January,” he added. “So I would do [a] September start for those at highest risk.”

美南日報

# BUSINESS

The other side: Experts caution to consider the drug companies’ predictions in context with their broader business goals.

“It’s not proven that we need boosters yet. Whereas it’s appropriate to plan for boosters, you’ve got to look at whether there’s a corporate agenda behind this,” said Cornell professor and virologist John Moore.



“As of now, we don’t have any evidence that protective immunity has dropped to a troubling point, and certainly not for people immunized in December, January, February,” he added. “It’s hard to say where we will be in November because right now it’s May.”

The bottom line: Even if you received your first shot in December, you don’t need to worry that you’ll wake up tomorrow having lost all of your immunity.

“Personally, if I was in that situation, I wouldn’t be worrying about it — not yet. But I would want to see that data later in the year,” Moore said.

The decline in protection would be gradual, and researchers around the world are gathering data on the subject through clinical trials and real-world evidence.

## U.S. COVID booster shots study tests mixing vaccine brands

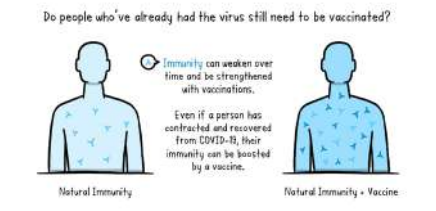


**Photo: Justin Tallis/Pool/Getty Images**

U.S. health officials have begun a clinical trial with adults fully vaccinated against COVID-19, administering a booster shot of a different vaccine brand to the one they’ve already received, the National Institutes of Health announced Tuesday.

**Why it matters:** The study will examine immune responses and the safety of mixing different vaccines. Scientists will also measure the shots’ efficacy in staving off emerging variants, according to a statement from the NIH.

• Per a statement from NIAID director Anthony Fauci: “Although the vaccines currently authorized by the U.S. Food and Drug Administration offer strong protection against COVID-19, we need to prepare for the possibility of needing booster shots to counter waning immunity and to keep pace with an evolving virus.”



• If booster shots are required, this study could help health officials decide which vaccine combinations are best.

**Details:** The study will examine 150 volunteers who’ve received one of the three COVID-19 vaccines authorized for use in the U.S. — Johnson & Johnson’s, Moderna’s and Pfizer-BioNTech’s.

• Each vaccine group will have enrolled some 25 people between the ages of 18 and 55 and about 25 people in the 56 years and older age group.

• “Twelve to 20 weeks following their initial vaccination regimen, participants will receive a single booster dose of the Moderna COVID-19 vaccine as part of the trial,” according to the NIH.

• Another aspect of the study will see volunteers who’ve yet to receive a coronavirus vaccine enrolled. Initially, they’ll receive the two-dose Moderna vaccine before receiving a booster dose of a vaccine about 12 to 20 weeks later.



The data is still not in on whether booster

shots against COVID-19 will be necessary. The disease has only been around for slightly over a year, and the vaccines for five or six months. Drug companies have been suggesting that booster shots will be necessary, particularly with the rise of more infectious variants, such as those originating in South Africa and the U.K.

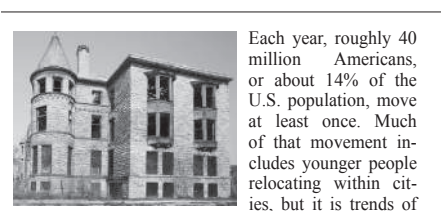
Clinical studies of booster shots are already ongoing. Nonetheless, it’s still not known just how long the protection from vaccines lasts. But drug companies are not the decision-makers for this.

The **U.S. Centers for Disease Control and Prevention (CDC)**’s Advisory Committee on Immunization Processes **plans to meet** and make a recommendation to the CDC on booster shots. Those conversations, however, have not yet begun.

**The big picture:** Research indicates that all three vaccines authorized for use in the U.S. protect against variants, to varying degrees.

• The Public Health Agency of Canada updated its coronavirus vaccine guidance on Tuesday to permit Canadians to receive a different dose for their second shot, though it still recommends using the same brand.

• Health officials in the United Kingdom are expected to release initial results this summer of a clinical trial testing the effectiveness of mixing COVID-19 vaccines (Courtesy axios.com)



Americans moving to warmer climates, more affordable areas, and better job opportunities that have largely determined migration patterns in recent decades.

Because of those long-term patterns, as well as the recent period of economic recovery, cities in some parts of the country have lost tens of thousands of residents.

To highlight the U.S. metropolitan areas that have had the largest net decline in population as a result of migration between 2010 and 2017, the Wall Street Journal reviewed population figures from the U.S. Census Bureau’s Population Estimates Program.

The cities where the most people are moving away from can primarily be found in the Northeast, Midwest, and West Coast, particularly in states like Illinois, Michigan, Ohio, and New York. Among the cities where people are leaving in droves are places such as Chicago, Detroit, St. Louis, New York, and Los Angeles.

In some U.S. cities, everyday comfort and happiness is much harder to attain than in others.

William Frey, demographer at the Brookings Institution, a nonprofit public policy research group, explained that these cities that have been losing thousands of residents due to migration are part of the long-term trend of movement from the Northeast and the Midwest to warmer climates, a trend that has increased in recent years.

“The story of the broader migration pattern in the U.S. is from Snow Belt to Sun Belt,” Frey said. “That migration has slowed a little bit in the early part of the decade, when we were still dealing with the aftermath of the recession, but it’s coming back.”

**Detailed findings**

Not all the cities with the largest net declines in population from migration since 2010 are necessarily the fastest shrinking cities. However, among the U.S. metropolitan areas with the highest net population declines due to migration, the vast majority have had the largest overall decreases in population.

Two notable exceptions are New York and Los Angeles. While tens of thousands more people moved out of each city than moved in, both cities have still had among the highest net increases in population. This is because of natural population growth — hundreds of thousands more people in these cities have been born than died. Notably, Los Angeles had a net migration loss of 93,959, but the overall population increased by over three-quarters of a million people because of births.

**Fairbanks, Alaska**

- Population decrease due to migration, 2010-2017: -7,011
- Population change, 2010-2017: +2.2% (97,585 to 99,703)
- Natural growth, 2010-2017:

12,364 births, 3,417 deaths

- Median home value: \$226,900

**Johnstown, Pennsylvania**

- Population decrease due to migration, 2010-2017: -7,070
- Population change, 2010-2017: -7.4% (143,674 to 133,054)
- Natural growth, 2010-2017: 9,624 births, 13,203 deaths
- Median home value: \$93,400

**Hinesville, Georgia**

- Population decrease due to migration, 2010-2017: -7,171
- Population change, 2010-2017: +3.2% (77,919 to 80,400)
- Natural growth, 2010-2017: 12,218 births, 3,030 deaths
- Median home value: \$133,600

**El Centro, California**

- Population decrease due to migration, 2010-2017:

## Every Year, Almost 40 Million Americans Pick Up And Move Creating An Economic Impact On Many Of The Country’s Largest Cities

# Population Migration Patterns: Here Are Some Of The U.S. Cities Americans Are Abandoning

Compiled And Edited By John T. Robbins, Southern Daily Editor

-7,219

- **Population change, 2010-2017:** +4.8% (174,528 to 182,830)
- **Natural growth, 2010-2017:** 22,531 births, 7,106 deaths
- **Median home value:** \$170,900

Frey explained that movement from New York and Los Angeles to many of the cities with the largest net migration increases is due to residents of these cities getting pushed out because of rising populations and prices, the latter of which is a product of the economic recovery.

“Now that things are picking up again, people are moving out of cities. As the housing market is coming back, people are being sucked out of pricey areas to where it is more affordable again.”

Frey gave the example of one common migration pattern: Los Angeles to Las Vegas, the latter of which had the 15th highest net population increase due to migration. Los Angeles has always lost residents to Las Vegas, but when the recession hit and housing prices fell, that movement slowed significantly.

**Bakersfield, California**

- **Population decrease due to migration, 2010-2017:** -7,314
- **Population change, 2010-2017:** +6.4% (839,621 to 893,119)
- **Natural growth, 2010-2017:** 102,106 births, 41,099 deaths
- **Median home value:** \$204,200

**Norwich-New London, Connecticut**

- **Population decrease due to migration, 2010-2017:** -7,365
- **Population change, 2010-2017:** -1.8% (274,059 to 269,033)
- **Natural growth, 2010-2017:** 19,518 births, 17,252 deaths
- **Median home value:** \$242,000

Now that housing prices have recovered in Los Angeles and have become too expensive for many residents, people are once again moving out of the city in droves. As of 2016, Los Angeles had the seventh highest median home value of any metropolitan area, at \$578,200. Las Vegas’ median home value is just slightly more than half that, at \$233,700.

“The same sort of thing is true for a place like New York,” Frey added. “There has always been huge movement going from New York to Florida, but during the Great Recession period that slowed up quite a bit, and now it is picking up again.”

Frey added that the reasons behind the decline in population in cities like Los Angeles and New York — over-crowding and high prices — are very different than the reasons for decreases in other cities on this list, notably Rust Belt cities like Flint, Michigan; Toledo, Ohio; and Rockford, Illinois; and even larger cities like St. Louis, Cleveland, and Milwaukee. These cities have been losing domestic migrants for decades due to stagnating economic conditions stemming from the decline of American manufacturing.

**Methodology**

To identify America’s Fastest Declining Cities, 24/7

Wall Street reviewed the annual estimates of resident population and the estimates of the components of residential population change from April 1, 2010 to July 1, 2017, provided by the American Community Survey. Population, and home value data also came from the 2016 American Community Survey. (Courtesy USA Today)

**Here Are Some Of The Other Cities That People Are Leaving According To The Study**

**Fresno, California**

- **Population decrease due to migration, 2010-2017:** -7,571
- **Population change, 2010-2017:** +6.3% (930,495 to 989,255)
- **Natural growth, 2010-2017:** 113,926 births, 47,252 deaths
- **Median home value:** \$238,100

**Macon-Bibb County, Georgia**

- **Population decrease due to migration, 2010-2017:** -7,877
- **Population change, 2010-2017:** -1.5% (232,286 to 228,914)
- **Natural growth, 2010-2017:** 21,752 births, 17,233 deaths
- **Median home value:** \$122,000

**Anchorage, Alaska**

- **Population decrease due to migration, 2010-2017:** -8,464
- **Population change, 2010-2017:** +5.3% (380,821 to 400,888)
- **Natural growth, 2010-2017:** 43,973 births, 15,756 deaths
- **Median home value:** \$299,700

**Vineland-Bridgeton, New Jersey**

- **Population decrease due to migration, 2010-2017:** -8,476
- **Population change, 2010-2017:** -2.6% (156,628 to 152,538)
- **Natural growth, 2010-2017:** 14,926 births, 10,604 deaths
- **Median home value:** \$165,900

**Erie, Pennsylvania**

- **Population decrease due to migration, 2010-2017:** -8,511
- **Population change, 2010-2017:** -2.1% (280,564 to 274,541)
- **Natural growth, 2010-2017:** 22,920 births, 20,396 deaths
- **Median home value:** \$125,700

**Mobile, Alabama**

- **Population decrease due to migration, 2010-2017:** -8,517
- **Population change, 2010-2017:** +0.2% (413,143 to 413,955)
- **Natural growth, 2010-2017:** 40,422 births, 30,886 deaths
- **Median home value:** \$126,800

**Atlantic City-Hammonton, New Jersey**

- **Population decrease due to migration, 2010-2017:** -8,550
- **Population change, 2010-2017:** -1.7% (274,540 to 269,918)
- **Natural growth, 2010-2017:** 22,801 births, 18,976 deaths
- **Median home value:** \$215,100

**Fayetteville, North Carolina**

- **Population decrease due to migration, 2010-2017:** -8,741
- **Population change, 2010-2017:** +5.6% (366,322 to 386,662)
- **Natural growth, 2010-2017:** 47,548 births, 19,638 deaths
- **Median home value:** \$134,600

**Jacksonville, North Carolina**

- **Population decrease due to migration, 2010-2017:** -8,791
- **Population change, 2010-2017:** +9.1% (177,799 to 193,893)
- **Natural growth, 2010-2017:** 30,768 births, 7,184 deaths
- **Median home value:** \$151,500

**Yakima, Washington**

- **Population decrease due to migration, 2010-2017:** -8,916
- **Population change, 2010-2017:** +2.9% (243,237 to 250,193)
- **Natural growth, 2010-2017:** 29,681 births, 13,811 deaths
- **Median home value:** \$166,300

**Population decrease due to migration, 2010-2017:** -9,470

- **Population change, 2010-2017:** -3.8% (251,737 to 242,217)
- **Natural growth, 2010-2017:** 18,295 births, 18,409 deaths
- **Median home value:** \$121,000

**Sierra Vista-Douglas, Arizona**

- **Population decrease due to migration, 2010-2017:** -9,495
- **Population change, 2010-2017:** -5.0% (131,356 to 124,756)
- **Natural growth, 2010-2017:** 11,814 births, 9,110 deaths
- **Median home value:** \$130,100

**Farmingington, New Mexico**

- **Population decrease due to migration, 2010-2017:** -9,633
- **Population change, 2010-2017:** -2.4% (130,045 to 126,926)
- **Natural growth, 2010-2017:** 13,381 births, 6,949 deaths
- **Median home value:** \$153,100

**Lawton, Oklahoma**

- **Population decrease due to migration, 2010-2017:** -9,641
- **Population change, 2010-2017:** -2.3% (130,291 to 127,349)
- **Natural growth, 2010-2017:** 14,355 births, 7,848

deaths

- **Median home value:** \$124,900

**Charleston, West Virginia**

- **Population decrease due to migration, 2010-2017:** -9,772
- **Population change, 2010-2017:** -5.6% (227,061 to 214,406)
- **Natural growth, 2010-2017:** 18,078 births, 20,856 deaths
- **Median home value:** \$111,300

**Saginaw, Michigan**

- **Population decrease due to migration, 2010-2017:** -9,783
- **Population change, 2010-2017:** -4.1% (200,169 to 191,934)
- **Natural growth, 2010-2017:** 16,380

births, 14,912 deaths

- **Median home value:** \$96,200

**Pine Bluff, Arkansas**

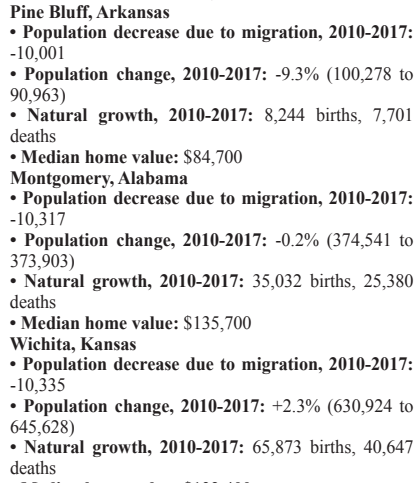
- **Population decrease due to migration, 2010-2017:** -10,001
- **Population change, 2010-2017:** -9.3% (100,278 to 90,963)
- **Natural growth, 2010-2017:** 8,244 births, 7,701 deaths
- **Median home value:** \$84,700

**Montgomery, Alabama**

- **Population decrease due to migration, 2010-2017:** -10,317
- **Population change, 2010-2017:** -0.2% (374,541 to 373,903)
- **Natural growth, 2010-2017:** 35,032 births, 25,380 deaths
- **Median home value:** \$135,700

**Wichita, Kansas**

- **Population decrease due to migration, 2010-2017:** -10,335
- **Population change, 2010-2017:** +2.3% (630,924 to 645,628)
- **Natural growth, 2010-2017:** 65,873 births, 40,647 deaths
- **Median home value:** \$132,400



Additional cities Americans are leaving include the following:

Watertown-Fort Drum, New York, Albany, Georgia, New Haven-Milford, Connecticut, Visalia-Porterville, California, Shreveport-Bossier City, Louisiana, Hartford-West Hartford-East Hartford, Connecticut, Youngstown-Warren-Boardman, Ohio-Pennsylvania, Peoria, Illinois, Hanford-Corcoran, California, Rochester, New York, Brownsville-Harlingen, Texas, Virginia Beach-Norfolk-Newport News, Virginia, North Carolina, Syracuse, New York, Toledo, Ohio, Rockford, Illinois, New York-Newark-Jersey City, New York-New Jersey, Pennsylvania, El Paso, Texas, Flint, Michigan, Milwaukee-Waukesha-West Allis, Wisconsin, Memphis, Tennessee, Mississippi-Arkansas, Cleveland-Elyria, Ohio, St. Louis, Missouri, Illinois, Detroit-Warren-Dearborn, Michigan, Los Angeles-Long Beach-Anaheim, California, Chicago-Naperville-Elgin, Illinois, Indiana-Wisconsin.

For additional information, go here: <https://www.usatoday.com/story/money/economy/2018/06/13/50-worst-cities-to-live-in/35909271/>



# 利格城教會爆發新冠病毒 一家教會本週取消了在教堂的聚會



上週，超過 400 名初中和高中學生參加了在德克薩斯州吉丁斯舉行由教會贊助的夏令營。根據 Keiser 博士的說法，一些生病的教會成員已完全接種了新冠病毒疫苗。



來自 Clear Creek 社區教會的韋爾西 (Bruce Welsey) 說：從營地返回後，125 多名露營者和成年人向我們報告說，他們的新冠病毒檢測呈陽性。



在利格城 (League City) 教會成員中爆發新冠病毒後，利格城的一家教會本週取消了在教堂敬拜的聚會。



衛生局的凱澤博士說：雖然目前仍然未知，但加爾維斯頓縣衛生官員正在測試這些生病的教會成員是否患有新的 新冠病毒 Delta 變體。

## 醫學專家預言7月底Delta變異株將在美國大爆發 沒有打疫苗者處於高風險1/5美國病例是Delta變種



醫學專家就 Delta 變體的傳播發出警告，並建議即使接種了疫苗，也要在室內戴口罩。洛杉磯縣公共衛生部宣布，在病例增加後，“強烈建議”每個人在室內戴口罩。



Delta 新冠病毒 變種現在在紐約市佔第二位。



美國傳染病專家福西 (Anthony Fauci) 博士說，Delta 變體是對美國在其境內根除新冠病毒努力的最大威脅。



Fauci 警告說，Delta 新冠病毒 Variant 病毒正在美國激增，但疫苗對它仍然非常有效。

本報記者秦鴻鈞報導

# 2022 休斯頓黃頁 開跑了！即日起接受預約

截稿日期 9/10

免費刊登商家地址電話



網上中文黃頁

不斷探索  
開發新商家



黃頁



微信公眾號



美南電視

DISCOVER NEW BUSINESS

www.scdaily.com YP@scdaily.com


美南新聞  
Southern News Group

美南日報

INTERNATIONAL  
TRADE CENTER

15.3  
KTV

刊登黃頁請掃二維碼聯系 Nicole



Tel:(281) 498-4310 Fax:(281) 498-2728

11122 Bellaire Blvd, Houston, TX 77072

AD7133021553